



Crush

Range Chart

Crush is an eco-friendly range of papers by Favini, made by replacing up to 15% of virgin tree pulp with the process residues of organic products.

Crush paper includes by-products from citrus fruits, grapes, cherries, lavender, corn, olives, coffee, kiwi fruits, hazelnuts and almonds. These natural raw materials are saved from landfill and used to make these distinctive and vivid papers.

It's produced and designed with creativity and care for the environment – using an eco-friendly manufacturing process that's far more advanced than standard recycling processes.












Crush is FSC certified, GMO free, contains 40% post-consumer recycled waste and is produced with EKOenergy, resulting in a 20% reduction in carbon footprint. Both the production process and the product are protected by European patents.

Crush is suitable for all applications, including luxury packaging, brochures, stationery tags, cards and labels. But what truly sets Crush apart is the extra dimension it offers customers who want to stand out. For example, how wonderful that a paper made using grape residues can be used to make a wine label.

Applications

- | | |
|--------------------------|----------------------|
| - Luxury Packaging | - High End Brochures |
| - Wet Strength Labels | - Product Promotions |
| - Greeting Cards | - Menus |
| - Eco Conscious Projects | - Stationery |



Shade Name	Colour	Grammage (g/m2)	Size (mm)	Envelopes	Eco Ingredients
Almond		120, 250, 350	720 x 1020	C6, 155sq	FSC 40% PCW 15% Bio Residue
Cocoa		100, 120, 250, 350	720 x 1020		FSC 40% PCW 15% Bio Residue
Cherry		120, 250, 350	720 x 1020	C6, 155sq	FSC 40% PCW 15% Bio Residue
Citrus		100, 120, 200, 250, 350	720 x 1020	C6, 155sq	FSC 40% PCW 15% Bio Residue
Coffee		120, 250, 350	720 x 1020	C6, 155sq	FSC 40% PCW 15% Bio Residue
Corn		100, 120, 200, 250, 350	720 x 1020	C6, 155sq	FSC 40% PCW 15% Bio Residue
Grape		90 ws 100, 120, 250, 350	720 x 1020	C6, 155sq	FSC 40% PCW 15% Bio Residue
Hazelnut		120, 250, 350	720 x 1020	C6, 155sq	FSC 40% PCW 15% Bio Residue
Kiwi		120, 250, 350	720 x 1020	C6, 155sq	FSC 40% PCW 15% Bio Residue
Lavender		120, 250, 350	720 x 1020	C6, 155sq	FSC 40% PCW 15% Bio Residue
Olive		120, 250, 350	720 x 1020	C6, 155sq	FSC 40% PCW 15% Bio Residue

